


**CITY OF LAUREL, MISSISSIPPI
WATER COLLECTIONS
As prepared on April 30, 2024**

| | <u>MONTHLY 2022-2023</u> | <u>YEARLY 2022-2023</u> | <u>MONTHLY 2023-2024</u> | <u>YEARLY 2023-2024</u> | <u>MONTHLY COMPARISON</u> | <u>YEARLY COMPARISON</u> |
|------------------------|------------------------------|-----------------------------|------------------------------|-----------------------------|-------------------------------|------------------------------|
| October | \$ 444,828 | \$ 444,828 | \$ 498,499 | \$ 498,499 | \$ 53,671 | \$ 53,671 |
| November | 443,807 | 888,635 | 398,301 | \$ 896,800 | \$ (45,506) | \$ 8,166 |
| December | 431,992 | 1,320,627 | 533,484 | \$ 1,430,285 | \$ 101,492 | \$ 109,658 |
| January | 453,562 | 1,774,189 | 446,229 | \$ 1,876,514 | \$ (7,332) | \$ 102,325 |
| February | 436,660 | 2,210,848 | 496,006 | \$ 2,372,520 | \$ 59,346 | \$ 161,672 |
| March | 451,272 | 2,662,120 | 463,533 | \$ 2,836,053 | \$ 12,261 | \$ 173,933 |
| April | 448,353 | 3,110,473 | 474,579 | \$ 3,310,633 | \$ 26,227 | \$ 200,160 |
| May | 397,313 | 3,507,786 | | | | |
| June | 452,324 | 3,960,110 | | | | |
| July | 583,624 | 4,543,733 | | | | |
| August | 400,371 | 4,944,104 | | | | |
| September | 480,535 | 5,424,639 | | | | |
| TOTAL | \$ 5,424,639 | | \$ 3,310,633 | | | \$ 200,160 |
| MONTHLY AVERAGE | \$ 452,053 | | \$ 472,948 | | | |

The City of Laurel has collected **\$ 200,160** more in water collections than what was received in FY 2023.

Respectfully submitted:



Kristal Jones, City Clerk

**CITY OF LAUREL, MISSISSIPPI
SEWER COLLECTIONS
As prepared on April 30, 2024**

| | <u>MONTHLY 2022-2023</u> | <u>YEARLY 2022-2023</u> | <u>MONTHLY 2023-2024</u> | <u>YEARLY 2023-2024</u> | <u>MONTHLY COMPARISON</u> | <u>YEARLY COMPARISON</u> |
|------------------------|------------------------------|-----------------------------|------------------------------|-----------------------------|-------------------------------|------------------------------|
| October | \$ 548,609 | \$ 548,609 | \$ 599,315 | \$ 599,315 | \$ 50,706 | \$ 50,706 |
| November | 551,876 | 1,100,485 | 593,610 | \$ 1,192,925 | \$ 41,734 | \$ 92,440 |
| December | 551,206 | 1,651,691 | 562,877 | \$ 1,755,802 | \$ 11,671 | \$ 104,111 |
| January | 580,531 | 2,232,222 | 589,204 | \$ 2,345,006 | \$ 8,673 | \$ 112,784 |
| February | 549,528 | 2,781,750 | 582,083 | \$ 2,927,089 | \$ 32,555 | \$ 145,339 |
| March | 545,971 | 3,327,721 | 567,032 | \$ 3,494,121 | \$ 21,061 | \$ 166,400 |
| April | 537,820 | 3,865,541 | 612,771 | \$ 4,106,892 | \$ 74,951 | \$ 241,352 |
| May | 543,911 | 4,409,452 | | | | |
| June | 547,653 | 4,957,105 | | | | |
| July | 606,253 | 5,563,358 | | | | |
| August | 612,011 | 6,175,369 | | | | |
| September | 599,966 | 6,775,335 | | | | |
| TOTAL | \$ 6,775,335 | | \$ 4,106,892 | | | \$ 241,352 |
| MONTHLY AVERAGE | \$ 564,611 | | \$ 586,699 | | | |

The City of Laurel has collected \$ 241,352 more in sewer collections than what was received in FY 2023.

Respectfully submitted:



Kristal Jones, City Clerk

**CITY OF LAUREL, MISSISSIPPI
GARBAGE COLLECTIONS
As prepared on April 30, 2024**

| | <u>MONTHLY 2022-2023</u> | <u>YEARLY 2022-2023</u> | <u>MONTHLY 2023-2024</u> | <u>YEARLY 2023-2024</u> | <u>MONTHLY COMPARISON</u> | <u>YEARLY COMPARISON</u> |
|------------------------|------------------------------|-----------------------------|------------------------------|-----------------------------|-------------------------------|------------------------------|
| October | \$ 129,724 | \$ 129,724 | \$ 128,522 | \$ 128,522 | \$ (1,202) | \$ (1,202) |
| November | 129,380 | 259,104 | 129,912 | \$ 258,434 | \$ 532 | \$ (669) |
| December | 130,311 | 389,415 | 129,698 | \$ 388,132 | \$ (613) | \$ (1,283) |
| January | 130,273 | 519,688 | 129,134 | \$ 517,266 | \$ (1,140) | \$ (2,423) |
| February | 129,795 | 649,484 | 129,924 | \$ 647,190 | \$ 129 | \$ (2,293) |
| March | 131,272 | 780,756 | 129,368 | \$ 776,559 | \$ (1,904) | \$ (4,197) |
| April | 130,034 | 910,789 | 128,146 | \$ 904,704 | \$ (1,888) | \$ (6,085) |
| May | 129,633 | 1,040,422 | | | | |
| June | 129,764 | 1,170,186 | | | | |
| July | 129,668 | 1,299,854 | | | | |
| August | 129,827 | 1,429,681 | | | | |
| September | 130,084 | 1,559,765 | | | | |
| TOTAL | \$ 1,559,765 | | \$ 904,704 | | | \$ (6,085) |
| MONTHLY AVERAGE | \$ 129,980 | | \$ 129,243 | | | |

The City of Laurel has collected \$ **(6,085)** less in garbage collections than what was received in FY 2023.

Respectfully submitted:



Kristal Jones, City Clerk

**CITY OF LAUREL, MISSISSIPPI
MUNICIPAL COURT COLLECTIONS
As prepared on April 30, 2024**

| | <u>MONTHLY</u> <u>2022-2023</u> | <u>YEARLY</u> <u>2022-2023</u> | <u>MONTHLY</u> <u>2023-2024</u> | <u>YEARLY</u> <u>2023-2024</u> | <u>MONTHLY</u> <u>COMPARISON</u> | <u>YEARLY</u> <u>COMPARISON</u> |
|------------------------|------------------------------------|-----------------------------------|------------------------------------|-----------------------------------|-------------------------------------|------------------------------------|
| October | \$ 40,610 | \$ 40,610 | \$ 33,714 | \$ 33,714 | \$ (6,896) | \$ (6,896) |
| November | 42,624 | 83,234 | 42,935 | \$ 76,649 | \$ 311 | \$ (6,585) |
| December | 33,371 | 116,605 | 41,354 | \$ 118,003 | \$ 7,983 | \$ 1,398 |
| January | 37,466 | 154,071 | 38,713 | \$ 156,716 | \$ 1,247 | \$ 2,645 |
| February | 41,831 | 195,902 | 44,704 | \$ 201,420 | \$ 2,873 | \$ 5,518 |
| March | 59,792 | 255,695 | 50,564 | \$ 251,984 | \$ (9,229) | \$ (3,711) |
| April | 40,701 | 296,396 | 63,482 | \$ 315,465 | \$ 22,781 | \$ 19,070 |
| May | 51,811 | 348,207 | | | | |
| June | 44,210 | 392,417 | | | | |
| July | 30,537 | 422,953 | | | | |
| August | 27,554 | 450,507 | | | | |
| September | 27,423 | 477,930 | | | | |
| TOTAL | \$ 477,930 | | \$ 315,465 | | | \$ 19,070 |
| MONTHLY AVERAGE | \$ 39,828 | | \$ 45,066 | | | |

The City of Laurel has collected \$ 19,070 more in municipal court collections than what was received in FY 2023.

Respectfully submitted:


Kristal Jones, City Clerk