


**CITY OF LAUREL, MISSISSIPPI
MUNICIPAL COURT COLLECTIONS
As prepared on May 31, 2026**

	<u>MONTHLY 2024-2025</u>	<u>YEARLY 2024-2025</u>	<u>MONTHLY 2025-2026</u>	<u>YEARLY 2025-2026</u>	<u>MONTHLY COMPARISON</u>	<u>YEARLY COMPARISON</u>
October	\$ 45,293	\$ 45,293	\$ 28,260	\$ 28,260	\$ (17,033)	\$ (17,033)
November	41,880	\$ 87,174	35,924	\$ 64,184	\$ (5,956)	\$ (22,989)
December	41,201	\$ 128,374	30,633	\$ 94,817	\$ (10,568)	\$ (33,557)
January	37,091	\$ 165,465	28,810	\$ 123,627	\$ (8,281)	\$ (41,838)
February	44,993	\$ 210,458	28,850	\$ 152,477	\$ (16,142)	\$ (57,981)
March	52,453	\$ 262,911	38,839	\$ 191,316	\$ (13,614)	\$ (71,595)
April	40,673	\$ 303,584	38,987	\$ 230,303	\$ (1,686)	\$ (73,281)
May	40,900	\$ 344,484	28,238	\$ 258,541	\$ (12,662)	\$ (85,943)
June	28,460	\$ 372,945		\$ 258,541	\$ (28,460)	\$ (114,404)
July	41,996	\$ 414,940		\$ 258,541	\$ (41,996)	\$ (156,399)
August	39,124	\$ 454,064		\$ 258,541	\$ (39,124)	\$ (195,523)
September	53,503	\$ 507,567		\$ 258,541	\$ (53,503)	\$ (249,026)
TOTAL	\$ 507,567		\$ 258,541			\$ (85,943)
MONTHLY AVERAGE	\$ 42,297		\$ 32,318			

The City of Laurel has collected \$ **(85,943)** less in municipal court collections than what was received in FY 2025

Respectfully submitted:




Kristal Jones, City Clerk

**CITY OF LAUREL, MISSISSIPPI
WATER COLLECTIONS
As prepared on May 31, 2026**

	<u>MONTHLY 2024-2025</u>	<u>YEARLY 2024-2025</u>	<u>MONTHLY 2025-2026</u>	<u>YEARLY 2025-2026</u>	<u>MONTHLY COMPARISON</u>	<u>YEARLY COMPARISON</u>
October	\$ 530,853	\$ 530,853	\$ 738,150	\$ 738,150	\$ 207,297	\$ 207,297
November	549,884	\$ 1,080,738	596,380	\$ 1,334,530	\$ 46,495	\$ 253,792
December	457,525	\$ 1,538,262	472,460	\$ 1,806,990	\$ 14,935	\$ 268,727
January	790,854	\$ 2,329,116	616,933	\$ 2,423,923	\$ (173,920)	\$ 94,807
February	470,667	\$ 2,799,783	512,749	\$ 2,936,672	\$ 42,082	\$ 136,889
March	565,361	\$ 3,365,144	532,423	\$ 3,469,095	\$ (32,938)	\$ 103,951
April	426,887	\$ 3,792,031	493,501	\$ 3,962,596	\$ 66,614	\$ 170,564
May	383,558	\$ 4,175,589	543,824	\$ 4,506,420	\$ 160,267	\$ 330,831
June	508,922	\$ 4,684,511		\$ 4,506,420	\$ (508,922)	\$ (178,091)
July	516,907	\$ 5,201,417		\$ 4,506,420	\$ (516,907)	\$ (694,997)
August	588,173	\$ 5,789,590		\$ 4,506,420	\$ (588,173)	\$ (1,283,170)
September	581,417	\$ 6,371,007		\$ 4,506,420	\$ (581,417)	\$ (1,864,587)
TOTAL	\$ 6,371,007		\$ 4,506,420			\$ 330,831
MONTHLY AVERAGE	\$ 530,917		\$ 563,302			

The City of Laurel has collected \$ **330,831** more in water collections than what was received in FY 2025.

Respectfully submitted:




Kristal Jones, City Clerk

**CITY OF LAUREL, MISSISSIPPI
SEWER COLLECTIONS
As prepared on May 31, 2026**

	<u>MONTHLY 2024-2025</u>	<u>YEARLY 2024-2025</u>	<u>MONTHLY 2025-2026</u>	<u>YEARLY 2025-2026</u>	<u>MONTHLY COMPARISON</u>	<u>YEARLY COMPARISON</u>
October	\$ 669,745	\$ 669,745	\$ 853,154	\$ 853,154	\$ 183,409	\$ 183,409
November	690,631	\$ 1,360,376	746,234	\$ 1,599,388	\$ 55,603	\$ 239,012
December	575,016	\$ 1,935,392	660,310	\$ 2,259,698	\$ 85,295	\$ 324,306
January	1,097,795	\$ 3,033,187	844,232	\$ 3,103,930	\$ (253,563)	\$ 70,743
February	601,642	\$ 3,634,829	624,017	\$ 3,727,947	\$ 22,375	\$ 93,118
March	743,789	\$ 4,378,619	652,400	\$ 4,380,348	\$ (91,389)	\$ 1,729
April	468,435	\$ 4,847,053	612,193	\$ 4,992,541	\$ 143,758	\$ 145,487
May	548,426	\$ 5,395,479	666,187	\$ 5,658,728	\$ 117,761	\$ 263,249
June	622,369	\$ 6,017,849		\$ 5,658,728	\$ (622,369)	\$ (359,121)
July	654,368	\$ 6,672,216		\$ 5,658,728	\$ (654,368)	\$ (1,013,488)
August	763,644	\$ 7,435,860		\$ 5,658,728	\$ (763,644)	\$ (1,777,132)
September	711,049	\$ 8,146,909		\$ 5,658,728	\$ (711,049)	\$ (2,488,181)
TOTAL	\$ 8,146,909		\$ 5,658,728			\$ 263,249
MONTHLY AVERAGE	\$ 678,909		\$ 707,341			

The City of Laurel has collected **\$ 263,249** more in sewer collections than what was received in FY 2025.

Respectfully submitted:



 Kristal Jones, City Clerk

**CITY OF LAUREL, MISSISSIPPI
GARBAGE COLLECTIONS
As prepared on May 31, 2026**

	<u>MONTHLY 2024-2025</u>	<u>YEARLY 2024-2025</u>	<u>MONTHLY 2025-2026</u>	<u>YEARLY 2025-2026</u>	<u>MONTHLY COMPARISON</u>	<u>YEARLY COMPARISON</u>
October	\$ 128,528	\$ 128,528	\$ 129,304	\$ 129,304	\$ 777	\$ 777
November	130,228	\$ 258,756	129,289	\$ 258,593	\$ (940)	\$ (163)
December	130,219	\$ 388,975	129,568	\$ 388,161	\$ (651)	\$ (814)
January	130,758	\$ 519,734	129,132	\$ 517,293	\$ (1,626)	\$ (2,441)
February	130,475	\$ 650,209	128,792	\$ 646,086	\$ (1,683)	\$ (4,123)
March	130,207	\$ 780,416	128,777	\$ 774,863	\$ (1,430)	\$ (5,553)
April	131,046	\$ 911,462	129,475	\$ 904,338	\$ (1,571)	\$ (7,124)
May	128,386	\$ 1,039,849	129,175	\$ 1,033,512	\$ 788	\$ (6,336)
June	128,378	\$ 1,168,227		\$ 1,033,512	\$ (128,378)	\$ (134,714)
July	128,231	\$ 1,296,458		\$ 1,033,512	\$ (128,231)	\$ (262,945)
August	128,514	\$ 1,424,972		\$ 1,033,512	\$ (128,514)	\$ (391,460)
September		\$ 1,424,972		\$ 1,033,512	\$ -	\$ (391,460)
TOTAL	\$ 1,424,972		\$ 1,033,512			\$ (6,336)
MONTHLY AVERAGE	\$ 129,543		\$ 129,189			

The City of Laurel has collected \$ **(6,336)** less in garbage collections than what was received in FY 2025.

Respectfully submitted:



Kristal Jones, City Clerk