


**CITY OF LAUREL, MISSISSIPPI  
WATER COLLECTIONS  
As prepared on September 30, 2024**

	<u>MONTHLY 2022-2023</u>	<u>YEARLY 2022-2023</u>	<u>MONTHLY 2023-2024</u>	<u>YEARLY 2023-2024</u>	<u>MONTHLY COMPARISON</u>	<u>YEARLY COMPARISON</u>
October	\$ 444,828	\$ 444,828	\$ 498,499	\$ 498,499	\$ 53,671	\$ 53,671
November	443,807	888,635	398,301	\$ 896,800	\$ (45,506)	\$ 8,166
December	431,992	1,320,627	533,484	\$ 1,430,285	\$ 101,492	\$ 109,658
January	453,562	1,774,189	446,229	\$ 1,876,514	\$ (7,332)	\$ 102,325
February	436,660	2,210,848	496,006	\$ 2,372,520	\$ 59,346	\$ 161,672
March	451,272	2,662,120	463,533	\$ 2,836,053	\$ 12,261	\$ 173,933
April	448,353	3,110,473	474,579	\$ 3,310,633	\$ 26,227	\$ 200,160
May	397,313	3,507,786	507,948	\$ 3,818,581	\$ 110,635	\$ 310,795
June	452,324	3,960,110	513,051	\$ 4,331,631	\$ 60,727	\$ 371,522
July	583,624	4,543,733	515,173	\$ 4,846,804	\$ (68,451)	\$ 303,071
August	400,371	4,944,104	531,524	\$ 5,378,329	\$ 131,153	\$ 434,224
September	480,535	5,424,639	529,121	\$ 5,907,450	\$ 48,586	\$ 482,810
<b>TOTAL</b>	\$ 5,424,639		\$ 5,907,450			\$ 482,810
<b>MONTHLY AVERAGE</b>	\$ 452,053		\$ 492,287			

The City of Laurel has collected \$ **482,810** more in water collections than what was received in FY 2023.

Respectfully submitted:


  
 Kristal Jones, City Clerk

**CITY OF LAUREL, MISSISSIPPI  
SEWER COLLECTIONS  
As prepared on September 30, 2024**

	<u>MONTHLY 2022-2023</u>	<u>YEARLY 2022-2023</u>	<u>MONTHLY 2023-2024</u>	<u>YEARLY 2023-2024</u>	<u>MONTHLY COMPARISON</u>	<u>YEARLY COMPARISON</u>
October	\$ 548,609	\$ 548,609	\$ 599,315	\$ 599,315	\$ 50,706	\$ 50,706
November	551,876	1,100,485	593,610	\$ 1,192,925	\$ 41,734	\$ 92,440
December	551,206	1,651,691	562,877	\$ 1,755,802	\$ 11,671	\$ 104,111
January	580,531	2,232,222	589,204	\$ 2,345,006	\$ 8,673	\$ 112,784
February	549,528	2,781,750	582,083	\$ 2,927,089	\$ 32,555	\$ 145,339
March	545,971	3,327,721	567,032	\$ 3,494,121	\$ 21,061	\$ 166,400
April	537,820	3,865,541	612,771	\$ 4,106,892	\$ 74,951	\$ 241,352
May	543,911	4,409,452	627,060	\$ 4,733,952	\$ 83,149	\$ 324,500
June	547,653	4,957,105	645,296	\$ 5,379,249	\$ 97,644	\$ 422,144
July	606,253	5,563,358	629,125	\$ 6,008,374	\$ 22,872	\$ 445,016
August	612,011	6,175,369	674,029	\$ 6,682,403	\$ 62,019	\$ 507,034
September	599,966	6,775,335	629,959	\$ 7,312,362	\$ 29,993	\$ 537,027
<b>TOTAL</b>	\$ 6,775,335		\$ 7,312,362			\$ 537,027
<b>MONTHLY AVERAGE</b>	\$ 564,611		\$ 609,364			

The City of Laurel has collected \$ **537,027** more in sewer collections than what was received in FY 2023.

Respectfully submitted:


  
 Kristal Jones, City Clerk

**CITY OF LAUREL, MISSISSIPPI  
GARBAGE COLLECTIONS  
As prepared on September 30, 2024**

	<u>MONTHLY 2022-2023</u>	<u>YEARLY 2022-2023</u>	<u>MONTHLY 2023-2024</u>	<u>YEARLY 2023-2024</u>	<u>MONTHLY COMPARISON</u>	<u>YEARLY COMPARISON</u>
October	\$ 129,724	\$ 129,724	\$ 128,522	\$ 128,522	\$ (1,202)	\$ (1,202)
November	129,380	259,104	129,912	\$ 258,434	\$ 532	\$ (669)
December	130,311	389,415	129,698	\$ 388,132	\$ (613)	\$ (1,283)
January	130,273	519,688	129,134	\$ 517,266	\$ (1,140)	\$ (2,423)
February	129,795	649,484	129,924	\$ 647,190	\$ 129	\$ (2,293)
March	131,272	780,756	129,368	\$ 776,559	\$ (1,904)	\$ (4,197)
April	130,034	910,789	128,146	\$ 904,704	\$ (1,888)	\$ (6,085)
May	129,633	1,040,422	130,068	\$ 1,034,772	\$ 435	\$ (5,650)
June	129,764	1,170,186	129,088	\$ 1,163,861	\$ (675)	\$ (6,325)
July	129,668	1,299,854	129,969	\$ 1,293,830	\$ 301	\$ (6,024)
August	129,827	1,429,681	128,515	\$ 1,422,344	\$ (1,312)	\$ (7,336)
September	130,084	1,559,765	133,372	\$ 1,555,716	\$ 3,288	\$ (4,048)
<b>TOTAL</b>	\$ 1,559,765		\$ 1,555,716			\$ (4,048)
<b>MONTHLY AVERAGE</b>	\$ 129,980		\$ 129,643			

The City of Laurel has collected \$ **(4,048)** less in garbage collections than what was received in FY 2023.

Respectfully submitted:


  
 Kristal Jones, City Clerk

**CITY OF LAUREL, MISSISSIPPI  
MUNICIPAL COURT COLLECTIONS  
As prepared on September 30, 2024**

	<u>MONTHLY</u> <u>2022-2023</u>	<u>YEARLY</u> <u>2022-2023</u>	<u>MONTHLY</u> <u>2023-2024</u>	<u>YEARLY</u> <u>2023-2024</u>	<u>MONTHLY</u> <u>COMPARISON</u>	<u>YEARLY</u> <u>COMPARISON</u>
October	\$ 40,610	\$ 40,610	\$ 33,714	\$ 33,714	\$ (6,896)	\$ (6,896)
November	42,624	83,234	42,935	\$ 76,649	\$ 311	\$ (6,585)
December	33,371	116,605	41,354	\$ 118,003	\$ 7,983	\$ 1,398
January	37,466	154,071	38,713	\$ 156,716	\$ 1,247	\$ 2,645
February	41,831	195,902	44,704	\$ 201,420	\$ 2,873	\$ 5,518
March	59,792	255,695	50,564	\$ 251,984	\$ (9,229)	\$ (3,711)
April	40,701	296,396	63,482	\$ 315,465	\$ 22,781	\$ 19,070
May	51,811	348,207	58,002	\$ 373,468	\$ 6,191	\$ 25,261
June	44,210	392,417	27,587	\$ 401,055	\$ (16,623)	\$ 8,638
July	30,537	422,953	22,397	\$ 423,452	\$ (8,140)	\$ 499
August	27,554	450,507	35,448	\$ 458,900	\$ 7,894	\$ 8,393
September	27,423	477,930	37,675	\$ 496,575	\$ 10,251	\$ 18,644
<b>TOTAL</b>	\$ 477,930		\$ 496,575			\$ 18,644
<b>MONTHLY AVERAGE</b>	\$ 39,828		\$ 41,381			

The City of Laurel has collected \$ **18,644** more in municipal court collections than what was received in FY 2023.

Respectfully submitted:

  
\_\_\_\_\_  
Kristal Jones, City Clerk